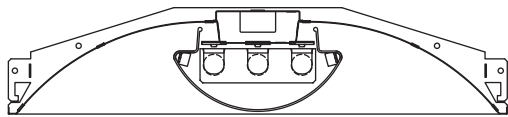
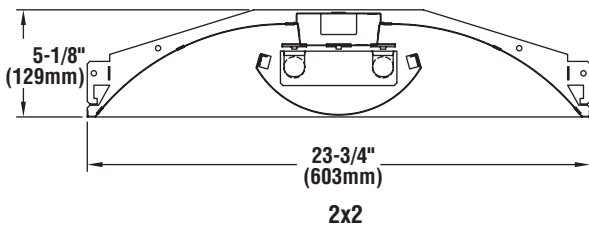


PEC

PEAK EFFICIENCY (2X2) - RECESSED DIRECT/INDIRECT

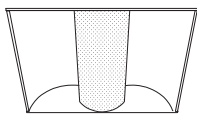


DIMENSIONS



RAD - End View

SHIELD TYPES



RPW - Round
Perforated White Shield



RAD - Round
Acrylic Diffuser

PRODUCT HIGHLIGHTS

- Direct/indirect unit with balanced illumination and superior low angle brightness control
- Combines architectural appeal with ease of lay-in installation
- Curved metal shield with perforated, round holes eliminates glare and veiling reflections directly below fixture. Optional shielding listed below
- Efficiency Levels up to 72% with metal diffusers
- Efficiency Levels up to 85% with RAD diffusers
- RAD diffuser utilizes soft semi-transparent acrylic with built-in litter and debris protection.
- Industry Leading Performance without the use of a Gloss Finish
- Easy access to lamps with lift and shift design
- Matte white reflectors for soft, indirect light distribution
- Integral EQ grid clips

CONSTRUCTION - Housing/end sections, die-formed, cold rolled steel. Reflectors held in place with integral housing pins. Cover provided with tool-less removal for access to ballasts and wiring.

ELECTRICAL - All devices UL and CUL listed. Where applicable, ballasts are solid-state electronic. Ballasts/lampholders replaceable without removing fixture from ceiling.

FINISH - All metal parts painted after fabrication following treatment with phosphate rust inhibitor. Finish coating of housing reflecting surfaces is with matte white, polyester powder.

PHOTOMETRICS - Please visit our web site at www.lsi-industries.com for detailed photometric data.



ORDERING INFORMATION

TYPICAL ORDER EXAMPLE: **2PEC G 2 17 RPW SS010 EM 120**

Prefix	Ceiling	Lamps	Lamp Types	Shield	Ballasts	Options	Voltage
2PEC (2x2)	G - Grid	1 2 3	14 - 14W T5 22" 24 - 24W T5HO 22" 17 - 17W T8 24"	RPW - Round perforated white shield RAD - Round Acrylic Diffuser	SS5R - T5 Programmed Start SS5D - T5 Dimming (Specify type) SS5HO - T5HO SS5HOD - T5HO Dimming (Specify type) SSOD - T8 Dimming (Specify type) SSOL - T8 Low Watt SSOHL - T8 High Ballast Factor SSOHLR - T8 Program Start High Ballast Factor SSOR - T8 Programmed Start SS010 - T8 <10% THD Instant Start (For dual ballasts add "2" Example: SS02)	EM - Emergency Pack EM14 - Emergency Pack - 1400 lumens FC1 - 6' 3/8" flex, 3 #18 leads (other types available) MA/AUX - Master Auxiliary LM - Lamps Installed (specify type) CPL - CCEA Chicago Approved ¹	120 - 120V 277 - 277V 347 - 347V UE - Universal Electronic (120-277V)

1 - Available on T5 and T5HO model only

ACCESSORY ORDERING INFORMATION (Accessories are field installed)

Description	Order Number
Flange Kit - 2x2	FK22



Project Name _____ Fixture Type _____
Catalog # _____

11/29/16

© 2016
LSI INDUSTRIES INC.