

Catalog # :

Project :

Prepared By :

Date :



OPT14 LED Lensed Troffer

LSI's LED recessed troffer fixture delivers a superior replacement option for traditional fluorescent tube recessed troffer fixtures. Standard 2x2 and 2x4 troffer sizes available to suit any office application and layout. This recessed luminaire can be used for general office lighting, providing suitable light without any of the maintenance issues associated with fluorescent tubes. Installation is quick and simple when mounting into standard T-grid suspended ceiling systems. Constructed with a durable steel housing body and LED lifetime rating of at least 50,000 hours, this troffer is designed for many years of reliable

Features & Specifications

Optical System

- High transmission impact resistant diffuse acrylic radius lens eliminates bright spots from individual LED's and provides high vertical illumination and visual comfort.
- Use of closely spaced medium-power, high brightness chips minimizes pixelation and provides uniform lens luminance.
- Available in 3500K, 4000K and 5000K color temperatures.
- Minimum CRI of 80.

Electrical

- High-performance driver features over-voltage, under voltage, short-circuit and over temperature protection.
- 0-10 volt dimming (10% - 100%) standard.
- Standard Universal voltage (120-277 Vac) Input 50/60 Hz or optional High voltage (347Vac).
- L70 Calculated Life: >50k Hours
- Total harmonic distortion: <20%
- Power factor: >.90
- Input power stays constant over life.

Construction

- Rigid reflector and end sections are die-formed cold rolled steel for consistency and strength.

Warranty

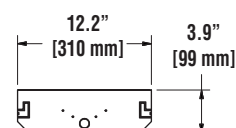
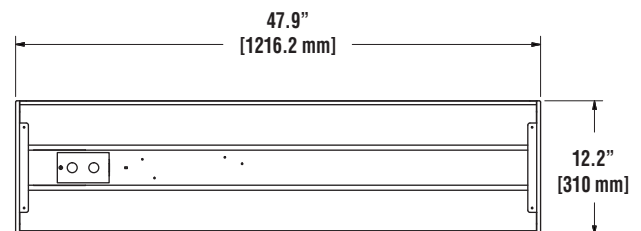
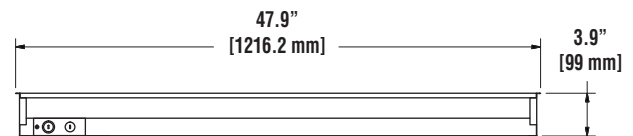
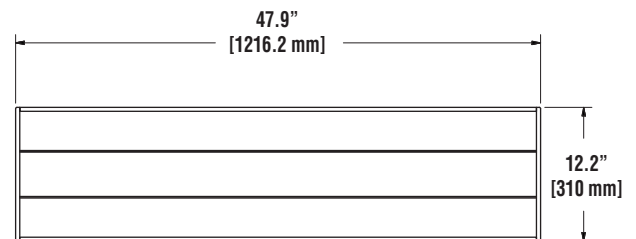
- LSI LED Fixtures carry a 5-year warranty.

Listings

- Listed to UL 1598 and UL 8750 for 25°C Ambient applications.
- RoHS Compliant.
- Lighting Facts Approved.
- Suitable For Damp Locations.



Product Dimensions





OPT14 LED Lensed Troffer

Performance

DELIVERED LUMENS									
Lumens	Lens Type	CRI	3500K		4000K		5000K		Wattage
			Delivered Lumens	Efficacy	Delivered Lumens	Efficacy	Delivered Lumens	Efficacy	
40L	Molded	80	4310.0	123.9	4098	118	4308	123	34.6

*LED Chips are frequently updated therefore values are nominal.

ELECTRICAL DATA*				
Lumens	120V	208	240V	277V
40L	0.30	0.17	0.14	0.14

*Electrical data at 25C (77F). Actual wattage may differ by +/-10%.

RECOMMENDED LUMEN MAINTENANCE ¹					
Ambient	Initial ²	25 hr ²	50 hr ²	75 hr ³	100 hr ³
0 C	100%	96%	93%	89%	86%
10 C	100%	96%	93%	89%	86%
20 C	100%	96%	93%	89%	86%
25 C	100%	96%	93%	89%	86%
30 C	100%	96%	93%	89%	85%
40 C	100%	96%	91%	87%	83%
50 C	100%	95%	90%	86%	81%

1 - Lumen maintenance values at 25C are calculated per TM-21 based on LM-80 data and in-situ testing.

2 - In accordance with IESNA TM-21-11, Projected Values represent interpolated value based on time durations that are within six times the IESNA LM-80-08 total test duration for the device under testing.

3 - In accordance with IESNA TM-21-11, Calculated Values represent time durations that exceed six times the IESNA LM-80-08 total test duration for the device under testing.

Luminaire Ordering Information

TYPICAL ORDER EXAMPLE: **OPT14 LED 40L W UNV DIM 40 EM U**

Luminaire Prefix	LED Gen	Lumen Package	Lens	Voltage	Driver	Color Temp	Controls	Options	Packaging
OPT14 - (1X4)	LED	40L - 4000	W-Wide	UNV-120-277V	DIM - 0-10V	35 - 3500K 40 - 4000K 50 - 5000K	BLANK - (No Controls)	EM - Emergency Backup Blank - No Controls	U - Single Pack JP - Job Pack