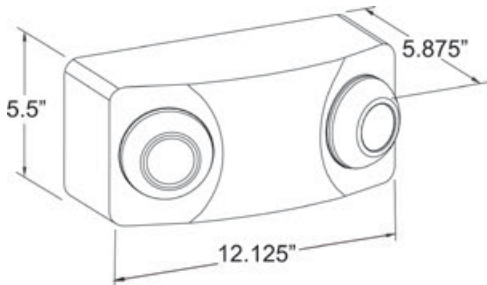


HPM - EXPANDED WATTAGE MR-16 6 & 12 VOLT EM UNIT



HOUSING

- 6 or 12 Volt Units with up to 50 Watts of Capacity
- Impact Resistant Thermoplastic Housing
- Universal J-box Mounting
- Completely Self Contained
- Stylish Low Profile Contemporary Design
- Damp Location Rated

ILLUMINATION

- Fully Adjustable 12 or 25 watt Halogen MR-16 Heads

BATTERY

- Maintenance Free Sealed Lead Acid Battery Standard
- Sealed Lead Acid Batteries can provide up to 10 years of Life at 65° F through 85° F
- 90 Minute Run Time

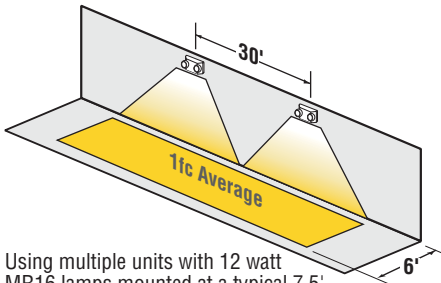
ELECTRONICS

- Low voltage Disconnect
- AC Lockout
- Brown-out Protection
- 120-277 Volt Rated
- SD2 Option Available

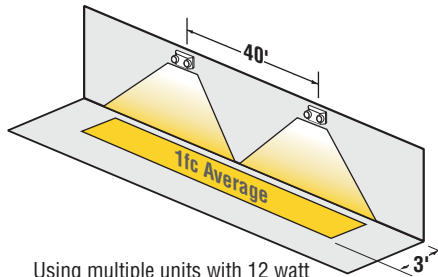
CODE CONFORMANCE & STANDARDS

- UL 924 N.E.C, OSHA, N.F.P.A. 101, 70
- ETL Listed

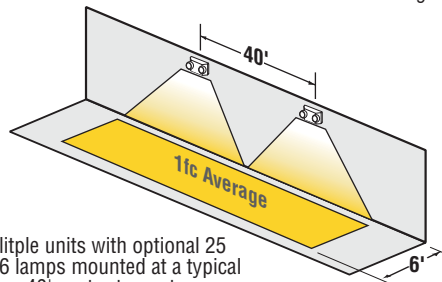
SPACING GUIDES



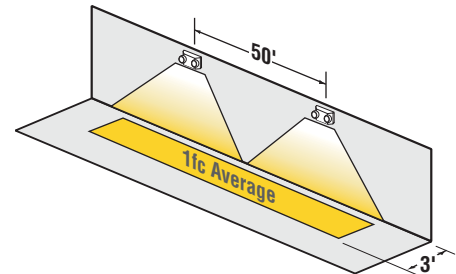
Using multiple units with 12 watt MR16 lamps mounted at a typical 7.5' delivers 30' center-center spacing on a 6' wide egress path.



Using multiple units with 12 watt MR16 lamps mounted at a typical 7.5' delivers 40' center-to-center spacing on a 3' wide egress path.



Using multiple units with optional 25 watt MR16 lamps mounted at a typical 7.5' delivers 40' center-to-center spacing on a 6' wide egress path.



Using multiple units with optional 25 watt MR16 lamps mounted at a typical 7.5' delivers 50' center-to-center spacing on a 3' wide egress path.

ORDERING INFORMATION

TYPICAL ORDER EXAMPLE: **HPM 6 25 WH**

Prefix	Voltage	Wattage	Lamps	Color	Options
HPM	6	25	(2) 12W MR16	WH - White	SD2 - Self Test / Diagnostics
	12	50	(2) 25W MR16	BK - Black	



Project Name _____ Fixture Type _____

Catalog # _____

10/09/15

© 2015
LSI INDUSTRIES INC.