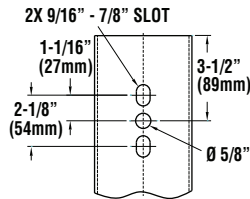


# SELECTION GUIDE FOR STEEL ROUND POLES AND STEEL SQUARE POLES

## BOLT-ON MOUNT

### 3" REDUCED DRILLING PATTERN

STEEL ROUND POLES -  
4RPB3 / 5RPB3



Use when mounting the below fixtures & bracket/fixture combinations:

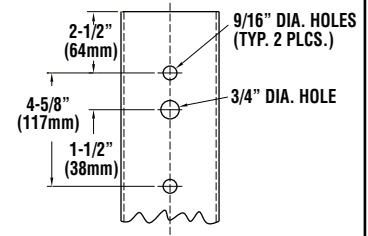
- XAS3 & XAM3 (requires X4RPP or X5RPP)
- XPMAR Option on XPWS3
- SA4 & SA5 Mounting Styles on XINM, XENM, ENS, INS, ENM, INM & Lifestyle LS & LM
- BK SPT BO 4 & BK SPT BO 5 Accessories in Single, D180 or other multiple mounting configurations on ENS, INS & LXS
- BK MPT BO 4 & BK MPT BO 5 Accessories in Single, D180 or other multiple mounting configurations on XENM, XINM, XLXM, ENM, INM & LXM

### STEEL SQUARE POLES - 4SQB3 / 5SQB3

- XAS3
- XAM3
- XPA Option on XPWS3

### 5" TRADITIONAL DRILLING PATTERN

STEEL ROUND & STEEL SQUARE POLES -  
4RPB5/5RPB5/4SQB5/5SQB5/6SQB5



Use when mounting the below fixtures & bracket/fixture combinations:

On Steel Round Poles, round pole plate is required except for HR, HFSH, HFSV & HFR fixtures.

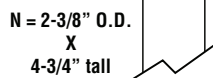
- |         |       |        |
|---------|-------|--------|
| • XGB3  | • CTM | • HE   |
| • CHV   | • CTL | • HR   |
| • CHH   | • GB  | • HFSH |
| • CH2VM | • GBM | • HFSV |
| • CH2HM | • GBR | • HFR  |
| • CVF   | • GFM | • PTHS |
| • CT2V  | • GFR | • PTH  |
| • CT2H  |       |        |

PMA (for Square Pole) & PMAR (for Round Pole) Options on CHWS, CHWM, GBWS, GBWM, HIWSD, HIWSU, HIWS and PTWS

## TENON MOUNT

### STEEL ROUND POLES AND STEEL SQUARE POLES WITH N TENON MOUNTING CONFIGURATION

4RPN / 5RPN / 4SQN / 5SQN / 6SQN  
with N Tenon Configuration

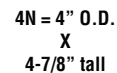


Select this Tenon Mounting Configuration to use with vertically mounted tenon brackets shown on pages titled -

- Area Lighting Brackets - Tenon Mount
- Flood Lighting Brackets
- XAS3/XAM3 Area Light Brackets
- LED Roadway Light Mast Arms

### 5" DIAMETER STEEL ROUND POLES WITH 4N TENON MOUNTING CONFIGURATION

5RPN with 4N Tenon Configuration



4N Tenon Mount Configuration is available with 5RPN only. (See 4RPSF for 4" poles). Select to use with:

- Greenlee Lifestyle CC, SC & CH mounting styles
- Enterprise, Intrepid & Lexington PT Single mounting styles (For D180 or other mounting configuration styles requiring BK SPT BO or BK MPT BO accessories, see Bolt-on Mount 4RPB3 / 5RPB3 drilling pattern section.)

Subject to change. Consult factory.

**ARRA**  
Funding Compliant



Project Name \_\_\_\_\_ Fixture Type \_\_\_\_\_

Catalog # \_\_\_\_\_

12/06/11

© 2012  
LSI INDUSTRIES INC.