

# LINIARC® ACCESSORIES - HANGING & FEED KITS

LiniArc hanging kits come complete with all the hardware you need to suspend fixtures from T-Bars or hard ceilings. (Support wires and other hardware required above the ceiling are not included.) Our kits cover a wide range of hanging options.

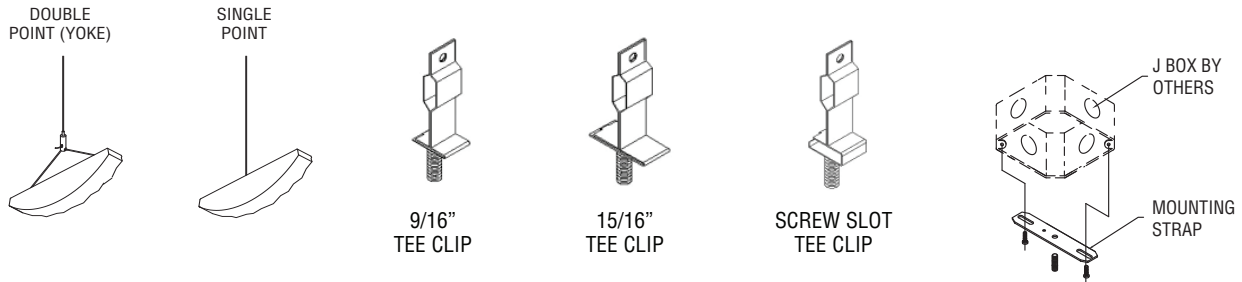
## AIRCRAFT CABLE HANGING KITS

### Choose from:

- Single or dual-point (yoke) connection to the fixture
- Fixed or adjustable length cable
- Single or double feed, or non-feed connection
- Straight or coiled cords
- Hard ceiling j-box bracket or clips for wide (15/16"), narrow (9/16") or screw slot tees

### Each kit comes with:

- Independent support clip for T-bars, or strap for J-box, with threaded stud for cable connection
- One 5" canopy and one 2" canopy (hard ceiling kits will ship with two 5" canopies)
- Aircraft cable (adjustable or fixed length)
- Feed cord (except non-feed hangers)
- Fixture attachment hardware



## ORDERING INFORMATION

TYPICAL ORDER EXAMPLE: **SFK SP CC 9C FA 36 UE**

Prefix	Fixture Attachment	Feed Cord	Ceiling Attachment	Suspension Type	Suspension Length	Line Voltage
SFK - Single Circuit Feed DFK - Double Circuit Feed EFK - Emergency Circuit Feed	SP - Single Point <sup>1</sup> YK - Yoke 2-point	SC - Straight CC - Coiled <sup>2</sup>	HC - Hard Ceiling 1C - 15/16" Tee Clip 9C - 9/16" Tee Clip SC - Screw Slot Clip	NA - Non-Adjustable	12 - 12 inch 15 - 15 inch 18 - 18 inch 24 - 24 inch	UE 347
NFK - Non-Feed		Blank - None		FA - Fully Adjustable	36 - 36" Max 72 - 72" Max 144 - 144" Max	Blank - None

1- Single point attachment not available with Direct / Indirect (LDI) fixtures.  
2- Maximum length for coiled cord is 140"

## STEM KITS


LiniArc stem kits are available in a variety of lengths in both feed and non-feed. All feed stems are supplied with four leads, allowing them to be used for either single or double circuits. Each kit includes stem with 'Z' attachment bracket, stem, ceiling mount strap and heavy-duty support bracket.

## ORDERING INFORMATION

TYPICAL ORDER EXAMPLE: **LSF 24 UE**

Prefix	Stem Length	Line Voltage
LST - Stem Kit*	12 - 12 inch 15 - 15 inch	Blank - Non-feed
LSF - Stem Feed Kit*	18 - 18 inch 24 - 24 inch	UE - Universal Voltage (120-277)

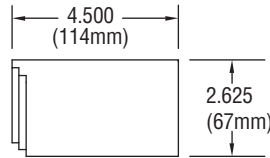
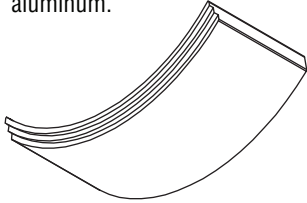
\* Stem kis not available with Direct/Indirect (LDI) fixtures.



# LINIARC® ACCESSORIES - END CAPS, CORNERS, TENONS

## SCULPTED END CAP (Not available for wall Mount fixtures)

The stepped edge of the LiniArc Sculpted End Cap provides a unique architectural look while the thin crescent profile serves to give the entire row the look of a thin arced line. Die-cast aluminum.


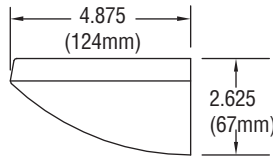
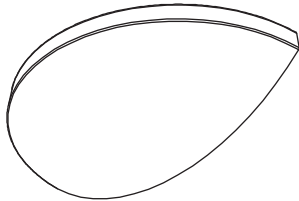


Prefix	Color Option
SEC - Sculpted End Cap <sup>1</sup>	Blank - Matte White (Standard) RAL - Custom Color (Specify: Example - RAL1029)

1- Not for use with LSS/LSP/LWP

## BULL NOSE END CAP (Not available for wall Mount fixtures)

The classic rounded edge of the LiniArc Bull Nose End Cap gives rows and fixtures a more substantial feel, yet still a smooth finish. Die-cast aluminum.

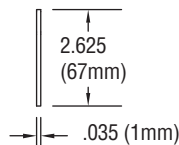



Prefix	Color Option
BNC - Bull-Nose End Cap <sup>1</sup>	Blank - Matte White (Standard) RAL - Custom Color (Specify: Example - RAL1029)

1- Not for use with LSS/LSP/LWP

## FLAT END CAP

Flat end caps are shipped standard (2 per row) with LiniArc fixtures. Each end cap is pre-formed with a slight curve that ensures a tight seam when fastened securely to the fixture. Die-formed 20-gauge steel.



Prefix	Color Option
FEC - Flat End Large <sup>1</sup> FES - Flat End Small (T5) <sup>2</sup> FEW - Flat End Wall <sup>3</sup>	Blank - Matte White (Standard) RAL - Custom Color (Specify: Example - RAL1029)

1- Not for use with LSS/LSP/LWP

2- For use with LSS/LSP

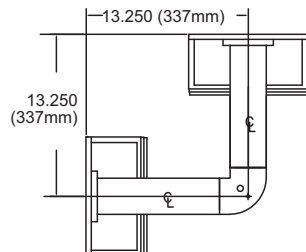
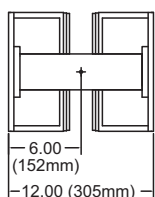
3- For use with LWP only

## TENONS & CORNERS (Not available for wall Mount fixtures or LiniArc Small Housings LSS/LSP)

Foot-long tenons are available to provide a break between fixtures and create a different architectural look than the standard continuous row. Tenon kits include two sculpted end caps and mounting hardware. Extruded aluminum construction.

Rectangular patterns can be created using 90° corners to provide right-angle connection between fixtures. Each corner kit comes complete with corner section, two one-foot tenons, two sculpted end caps and mounting hardware. Corners are die-cast aluminum.

All tenons and corners are pre-drilled with a 1/4-20 threaded hole to allow patterns to be aircraft cable mounted on the tenon or corner instead of on the fixture. Pre-wired for on tenon feed or thru wire.



Prefix	Color Option
TK - Tenon Kit CK - Corner Kit	Blank - Matte White (Standard) RAL - Custom Color (Specify: Example - RAL1029)